



Easy Swing
7227 36N

Zusammenstellung:
23 / 22
Bezug:
24 Longlife Rustika purpur

PLANOPOLY⁷

1203



Variante 23
mit oder ohne Stauraum wählbar

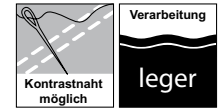


Variante 22
mit Hebebett

Typenplan 1203

Das Modell ist in zwei Sitzhöhen erhältlich: 45 cm und 47 cm
Die angegebenen Maße beziehen sich auf die Sitzhöhe mit 45 cm.

mit Alu-Füßen



Eckelemente



89

B/T/H: 112/112/82



75

B/T/H: 112/112/82



mit fester
Kopfstütze

79

B/T/H: 112/112/82



59

B/T/H: 97/97/82



49


el. Relaxfunktion
-links-

B/T/H: 112/112/82



50

el. Relaxfunktion
-rechts-

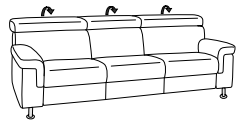


76

Pendolin
mit fester
Kopfstütze

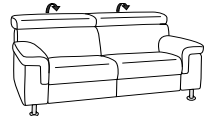
B/T/H: 112/112/82

Sofas - Sessel - Hocker



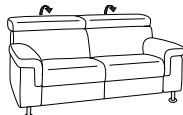
62

B/T/H: 232/101/82



61

B/T/H: 202/101/82



60

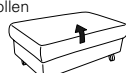
B/T/H: 172/101/82



32

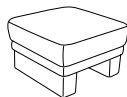
B/T/H: 112/101/82

mit Stauraum
und Rollen



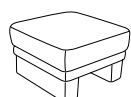
02

B/T/H: 112/69/45



01X

B/T/H: 61/61/42



01U

B/T/H: 61/61/44

Abschlusselemente mit Funktion



85

B/T/H: 176/101/82

Vorziehcouch

86



83

B/T/H: 146/101/82



84

B/T/H: 146/101/82

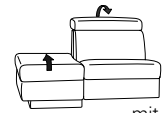


73

B/T/H: 183/101/82

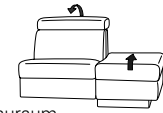
mit Stauraum
oder ohne Stauraum

74



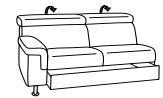
71

B/T/H: 143/101/82




72

B/T/H: 143/101/82




53

B/T/H: 176/101/82




54

B/T/H: 176/101/82



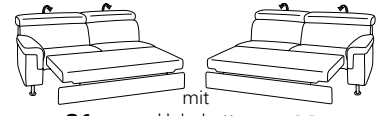
51

B/T/H: 146/101/82



52

B/T/H: 146/101/82



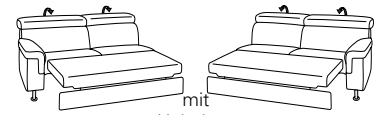
21

B/T/H: 176/101/82



22

B/T/H: 176/101/82



19

B/T/H: 146/101/82



20

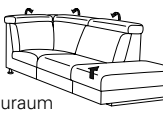
B/T/H: 146/101/82

Abschlusselemente mit int. Eckteil



91

B/T/H: 100/240/82

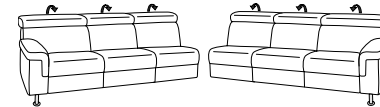


92

B/T/H: 100/240/82


mit Stauraum

Abschlusselemente ohne Funktion

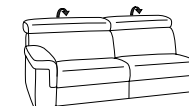


65

B/T/H: 206/101/82



66




77

B/T/H: 176/101/82




78

B/T/H: 176/101/82



63

B/T/H: 146/101/82




64

B/T/H: 146/101/82



37

B/T/H: 106/101/82



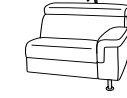
38

B/T/H: 106/101/82



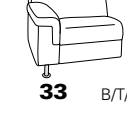
69

B/T/H: 101/101/82



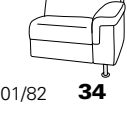
70

B/T/H: 101/101/82



33

B/T/H: 86/101/82



34

B/T/H: 86/101/82

Recamieren



23

B/T/H: 108/213/82

Recamiere
mit oder ohne
Stauraum

24



43

B/T/H: 98/172/82

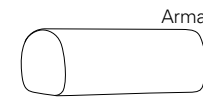
elektr.
Recamiere



44

B/T/H: 98/172/82

Zubehör



94

B/T/H: 24/50/19

Armauflage

Zwischenelemente




48

B/T/H: 150/101/82



46

B/T/H: 150/101/82



45

B/T/H: 120/101/82



11

B/T/H: 120/101/82



10

B/T/H: 160/101/82



09

B/T/H: 150/101/82



08

B/T/H: 140/101/82



07

B/T/H: 130/101/82



06

B/T/H: 120/101/82



39

B/T/H: 100/101/82



35

B/T/H: 75/101/82



36

B/T/H: 60/101/82